

2010-2017

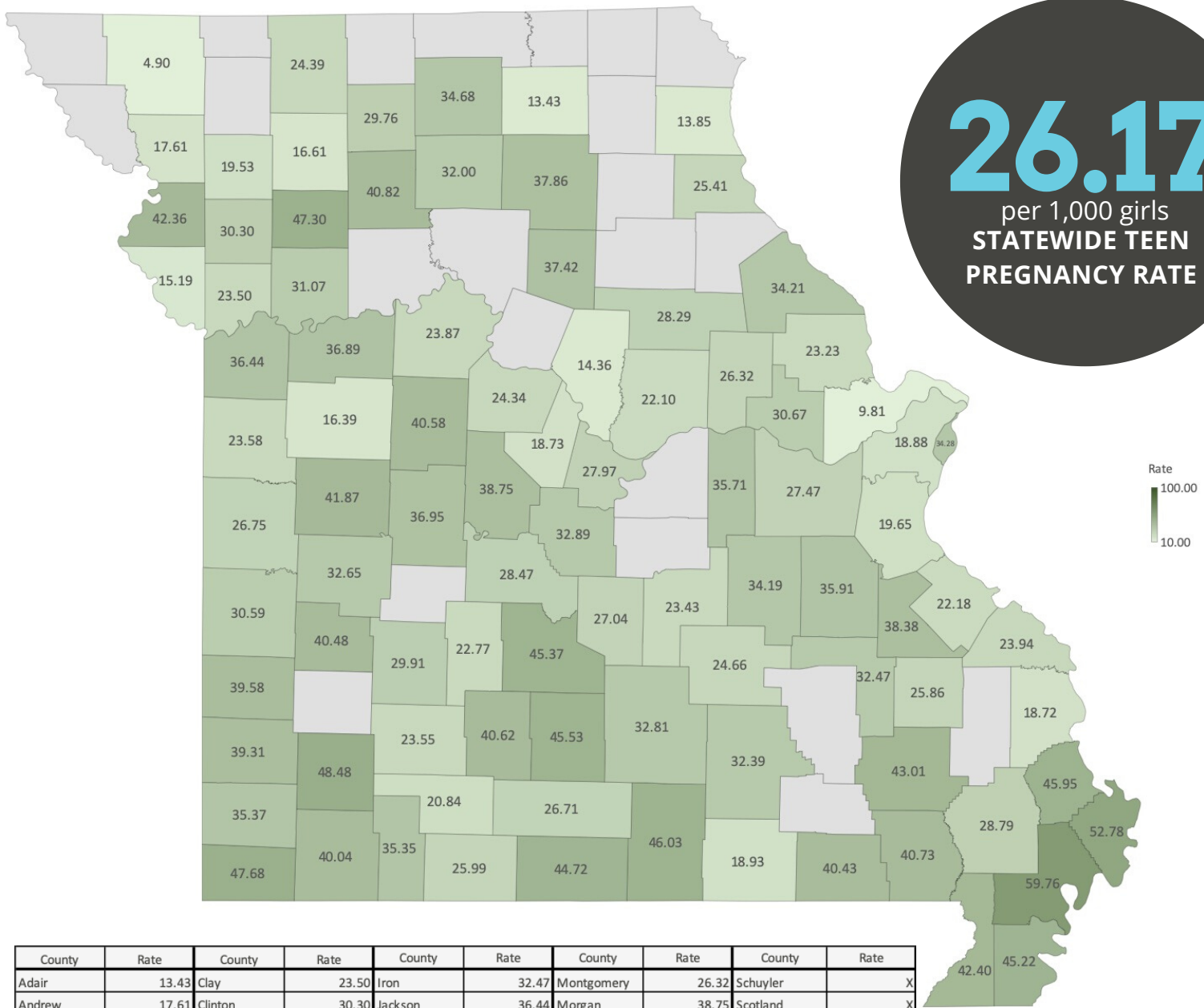
**MISSOURI
TEEN
PREGNANCY
RATE
REPORTS**



Teen Pregnancy &
Prevention *Partnership*

MISSOURI TEEN PREGNANCY RATE (PER 1,000 GIRLS), BY COUNTY, 2017

26.17
per 1,000 girls
**STATEWIDE TEEN
PREGNANCY RATE**

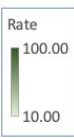
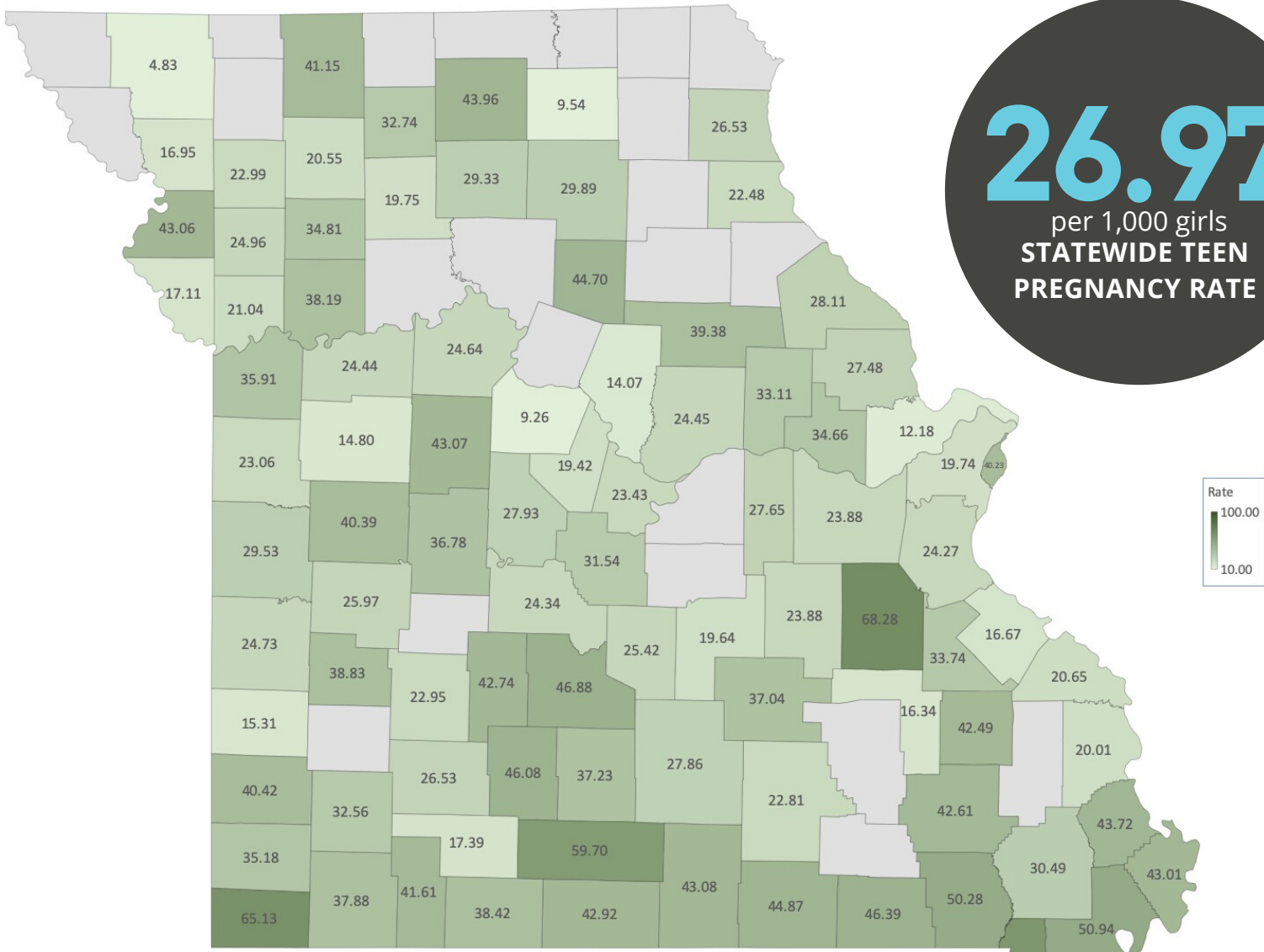


County	Rate	County	Rate	County	Rate	County	Rate	County	Rate
Adair	13.43	Clay	23.50	Iron	32.47	Montgomery	26.32	Schuyler	X
Andrew	17.61	Clinton	30.30	Jackson	36.44	Morgan	38.75	Scotland	X
Atchison	X	Cole	27.97	Jasper	39.31	New Madrid	59.76	Scott	45.95
Audrain	28.29	Cooper	24.34	Jefferson	19.65	Newton	35.37	Shannon	32.39
Barry	40.04	Crawford	34.19	Johnson	16.39	Nodaway	4.90	Shelby	X
Barton	39.58	Dade	X	Knox	X	Oregon	18.93	St. Charles	9.81
Bates	26.75	Dallas	22.77	Laclede	45.37	Osage	X	St. Clair	32.65
Benton	36.95	Daviess	16.61	Lafayette	36.89	Ozark	44.72	St. Francois	38.38
Bollinger	X	DeKalb	19.53	Lawrence	48.48	Pemiscot	45.22	St. Louis City	34.28
Boone	14.36	Dent	24.66	Lewis	13.85	Perry	23.94	St. Louis County	18.88
Buchanan	42.36	Douglas	26.71	Lincoln	23.23	Pettis	40.58	Ste. Genevieve	22.18
Butler	40.73	Dunklin	42.40	Linn	32.00	Phelps	23.43	Stoddard	28.79
Caldwell	47.30	Franklin	27.47	Livingston	40.82	Pike	34.21	Stone	35.35
Callaway	22.10	Gasconade	35.71	Macon	37.86	Platte	15.19	Sullivan	34.68
Camden	28.47	Gentry	X	Madison	25.86	Polk	29.91	Taney	25.99
Cape Girardeau	18.72	Greene	23.55	Maries	X	Pulaski	27.04	Texas	32.81
Carroll	X	Grundy	29.76	Marion	25.41	Putnam	X	Vernon	30.59
Carter	X	Harrison	24.39	McDonald	47.68	Ralls	X	Warren	30.67
Cass	23.58	Henry	41.87	Mercer	X	Randolph	37.42	Washington	35.91
Cedar	40.48	Hickory	X	Miller	32.89	Ray	31.07	Wayne	43.01
Chariton	X	Holt	X	Mississippi	52.78	Reynolds	X	Webster	40.62
Christian	20.84	Howard	X	Moniteau	18.73	Ripley	40.43	Worth	X
Clark	X	Howell	46.03	Monroe	X	Saline	23.87	Wright	45.53

2017

MISSOURI TEEN PREGNANCY RATE (PER 1,000 GIRLS), BY COUNTY, 2016

26.97
per 1,000 girls
**STATEWIDE TEEN
PREGNANCY RATE**

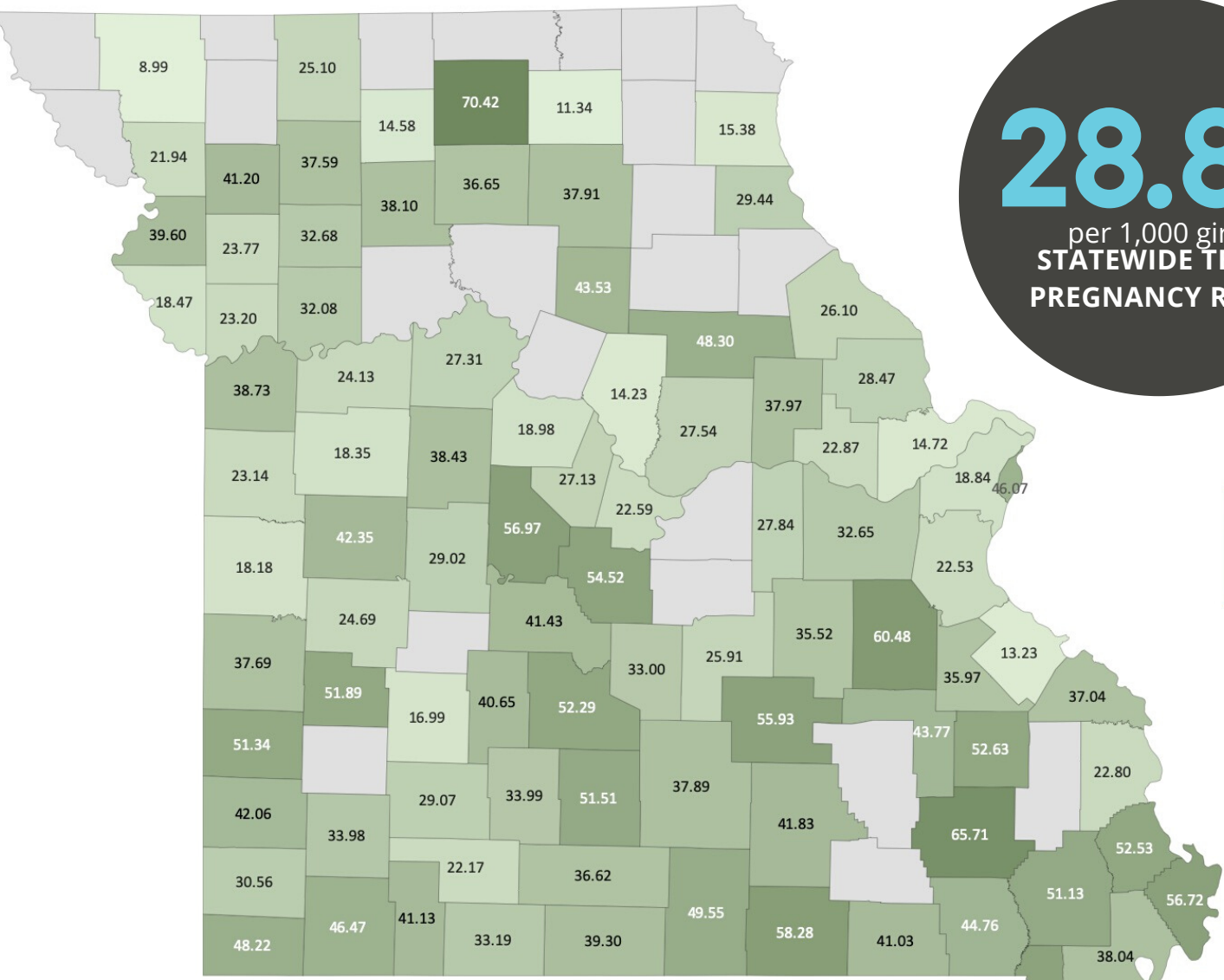


County	Rate	County	Rate	County	Rate	County	Rate	County	Rate
Adair	9.54	Clay	21.04	Iron	16.34	Montgomery	33.11	Schuyler	X
Andrew	16.95	Clinton	24.96	Jackson	35.91	Morgan	27.93	Scotland	X
Atchison	X	Cole	23.43	Jasper	40.42	New Madrid	50.94	Scott	43.72
Audrain	39.38	Cooper	9.26	Jefferson	24.27	Newton	35.18	Shannon	22.81
Barry	37.88	Crawford	23.88	Johnson	14.80	Nodaway	4.83	Shelby	X
Barton	15.31	Dade	X	Knox	X	Oregon	44.87	St. Charles	12.18
Bates	29.53	Dallas	42.74	Laclede	46.88	Osage	X	St. Clair	25.97
Benton	36.78	Daviess	20.55	Lafayette	24.44	Ozark	42.92	St. Francois	33.74
Bollinger	X	DeKalb	22.99	Lawrence	32.56	Pemiscot	52.89	St. Louis City	40.23
Boone	14.07	Dent	37.04	Lewis	26.53	Perry	20.65	St. Louis County	19.74
Buchanan	43.06	Douglas	59.70	Lincoln	27.48	Pettis	43.07	Ste. Genevieve	16.67
Butler	50.28	Dunklin	62.37	Linn	29.33	Phelps	19.64	Stoddard	30.49
Caldwell	34.81	Franklin	23.88	Livingston	19.75	Pike	28.11	Stone	41.61
Callaway	24.45	Gasconade	27.65	Macon	29.89	Platte	17.11	Sullivan	43.96
Camden	24.34	Gentry	X	Madison	42.49	Polk	22.95	Taney	38.42
Cape Girardeau	20.01	Greene	26.53	Maries	X	Pulaski	25.42	Texas	27.86
Carroll	X	Grundy	32.74	Marion	22.48	Putnam	X	Vernon	24.73
Carter	X	Harrison	41.15	McDonald	65.13	Ralls	X	Warren	34.66
Cass	23.06	Henry	40.39	Mercer	X	Randolph	44.70	Washington	68.28
Cedar	38.83	Hickory	X	Miller	31.54	Ray	38.19	Wayne	42.61
Chariton	X	Holt	X	Mississippi	43.01	Reynolds	X	Webster	46.08
Christian	17.39	Howard	X	Moniteau	19.42	Ripley	46.39	Worth	X
Clark	X	Howell	43.08	Monroe	X	Saline	24.64	Wright	37.23

2016

MISSOURI TEEN PREGNANCY RATE (PER 1,000 GIRLS), BY COUNTY, 2015

28.89
per 1,000 girls
**STATEWIDE TEEN
PREGNANCY RATE**

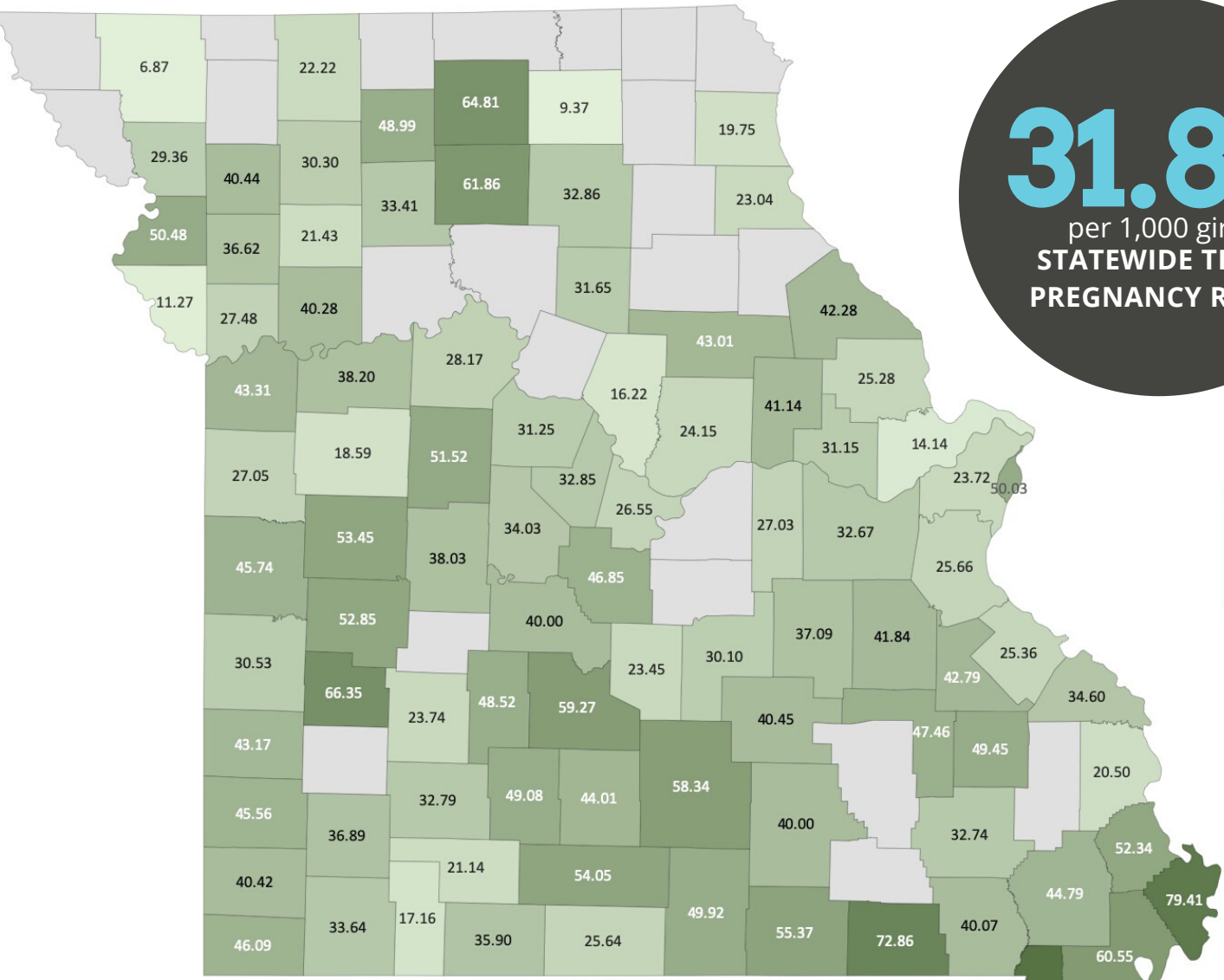


County	Rate	County	Rate	County	Rate	County	Rate	County	Rate
Adair	11.34	Clay	23.20	Iron	43.77	Montgomery	37.97	Schuyler	X
Andrew	21.94	Clinton	23.77	Jackson	38.73	Morgan	56.97	Scotland	X
Atchison	X	Cole	22.59	Jasper	42.06	New Madrid	38.04	Scott	52.53
Audrain	48.30	Cooper	18.98	Jefferson	22.53	Newton	30.56	Shannon	41.83
Barry	46.47	Crawford	35.52	Johnson	18.35	Nodaway	8.99	Shelby	X
Barton	51.34	Dade	X	Knox	X	Oregon	58.28	St. Charles	14.72
Bates	18.18	Dallas	40.65	Laclede	52.29	Osage	X	St. Clair	24.69
Benton	29.02	Daviess	37.59	Lafayette	24.13	Ozark	39.30	St. Francois	35.97
Bollinger	X	DeKalb	41.20	Lawrence	33.98	Pemiscot	67.99	St. Louis City	46.07
Boone	14.23	Dent	55.93	Lewis	15.38	Perry	37.04	St. Louis County	18.84
Buchanan	39.60	Douglas	36.62	Lincoln	28.47	Pettis	38.43	Ste. Genevieve	13.23
Butler	44.76	Dunklin	55.07	Linn	36.65	Phelps	25.91	Stoddard	51.13
Caldwell	32.68	Franklin	32.65	Livingston	38.10	Pike	26.10	Stone	41.13
Callaway	27.54	Gasconade	27.84	Macon	37.91	Platte	18.47	Sullivan	70.42
Camden	41.43	Gentry	X	Madison	52.63	Polk	16.99	Taney	33.19
Cape Girardeau	22.80	Greene	29.07	Maries	X	Pulaski	33.00	Texas	37.89
Carroll	X	Grundy	14.58	Marion	29.44	Putnam	X	Vernon	37.69
Carter	X	Harrison	25.10	McDonald	48.22	Ralls	X	Warren	22.87
Cass	23.14	Henry	42.35	Mercer	X	Randolph	43.53	Washington	60.48
Cedar	51.89	Hickory	X	Miller	54.52	Ray	32.08	Wayne	65.71
Chariton	X	Holt	X	Mississippi	56.72	Reynolds	X	Webster	33.99
Christian	22.17	Howard	X	Moniteau	27.13	Ripley	41.03	Worth	X
Clark	X	Howell	49.55	Monroe	X	Saline	27.31	Wright	51.51

2015

MISSOURI TEEN PREGNANCY RATE (PER 1,000 GIRLS), BY COUNTY, 2014

31.85
per 1,000 girls
**STATEWIDE TEEN
PREGNANCY RATE**

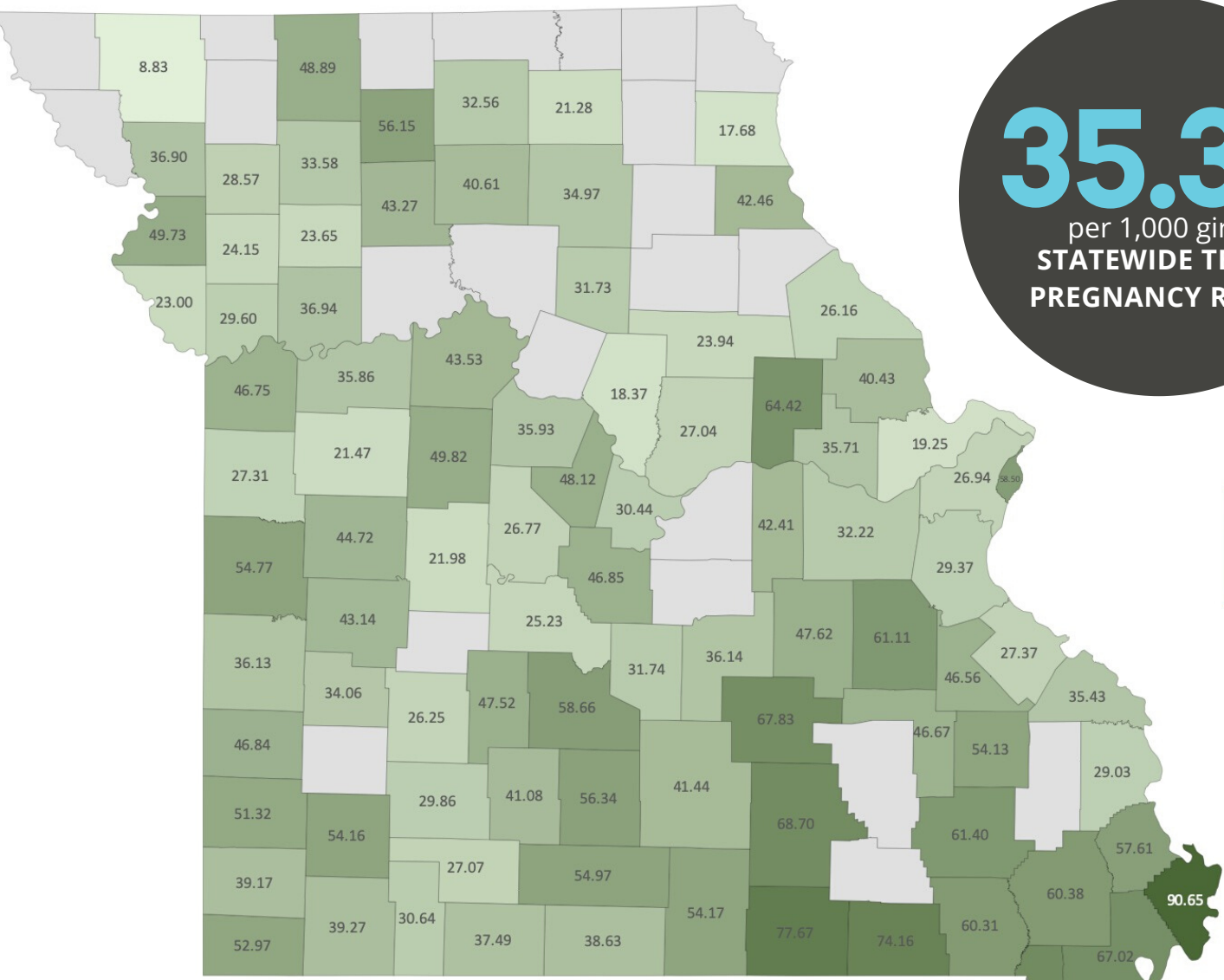


County	Rate	County	Rate	County	Rate	County	Rate	County	Rate
Adair	9.37	Clay	27.48	Iron	47.46	Montgomery	41.14	Schuyler	X
Andrew	29.36	Clinton	36.62	Jackson	43.31	Morgan	34.03	Scotland	X
Atchison	X	Cole	26.55	Jasper	45.56	New Madrid	60.55	Scott	52.34
Audrain	43.01	Cooper	31.25	Jefferson	25.66	Newton	40.42	Shannon	40.00
Barry	33.64	Crawford	37.09	Johnson	18.59	Nodaway	6.87	Shelby	X
Barton	43.17	Dade	X	Knox	X	Oregon	55.37	St. Charles	14.14
Bates	45.74	Dallas	48.52	Laclede	59.27	Osage	X	St. Clair	52.85
Benton	38.03	Daviess	30.30	Lafayette	38.20	Ozark	25.64	St. Francois	42.79
Bollinger	X	DeKalb	40.44	Lawrence	36.89	Pemiscot	68.22	St. Louis City	50.03
Boone	16.22	Dent	40.45	Lewis	19.75	Perry	34.60	St. Louis County	23.72
Buchanan	50.48	Douglas	54.05	Lincoln	25.28	Pettis	51.52	Ste. Genevieve	25.36
Butler	40.07	Dunklin	83.67	Linn	61.86	Phelps	30.10	Stoddard	44.79
Caldwell	21.43	Franklin	32.67	Livingston	33.41	Pike	42.28	Stone	17.16
Callaway	24.15	Gasconade	27.03	Macon	32.86	Platte	11.27	Sullivan	64.81
Camden	40.00	Gentry	X	Madison	49.45	Polk	23.74	Taney	35.90
Cape Girardeau	20.50	Greene	32.79	Maries	X	Pulaski	23.45	Texas	58.34
Carroll	X	Grundy	48.99	Marion	23.04	Putnam	X	Vernon	30.53
Carter	X	Harrison	22.22	McDonald	46.09	Ralls	X	Warren	31.15
Cass	27.05	Henry	53.45	Mercer	X	Randolph	31.65	Washington	41.84
Cedar	66.35	Hickory	X	Miller	46.85	Ray	40.28	Wayne	32.74
Chariton	X	Holt	X	Mississippi	79.41	Reynolds	X	Webster	49.08
Christian	21.14	Howard	X	Moniteau	32.85	Ripley	72.86	Worth	X
Clark	X	Howell	49.92	Monroe	X	Saline	28.17	Wright	44.01

2014

MISSOURI TEEN PREGNANCY RATE (PER 1,000 GIRLS), BY COUNTY, 2013

35.33
per 1,000 girls
**STATEWIDE TEEN
PREGNANCY RATE**

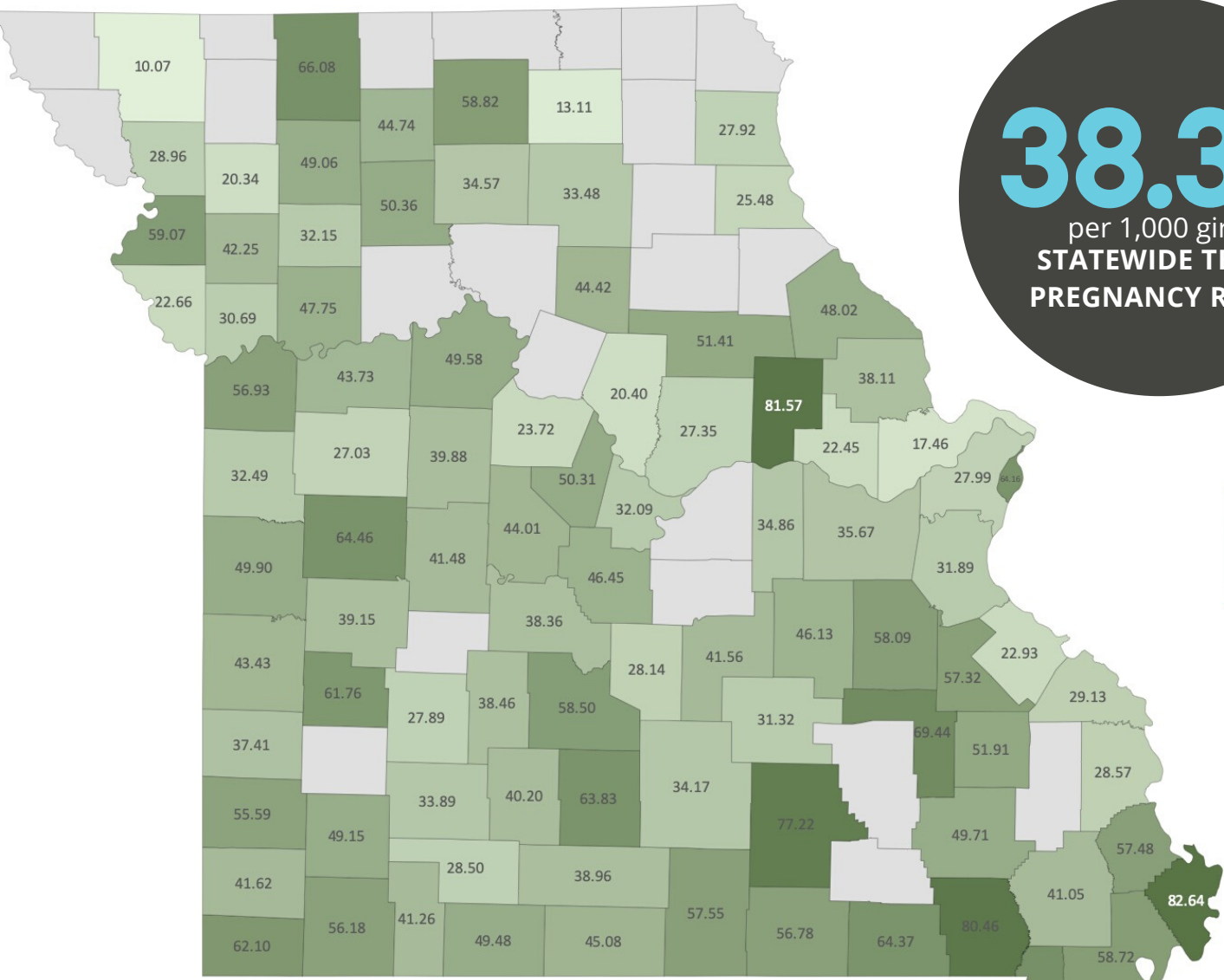


County	Rate	County	Rate	County	Rate	County	Rate	County	Rate
Adair	21.28	Clay	29.60	Iron	46.67	Montgomery	64.42	Schuyler	X
Andrew	36.90	Clinton	24.15	Jackson	46.75	Morgan	26.77	Scotland	X
Atchison	X	Cole	30.44	Jasper	51.32	New Madrid	67.02	Scott	57.61
Audrain	23.94	Cooper	35.93	Jefferson	29.37	Newton	39.17	Shannon	68.70
Barry	39.27	Crawford	47.62	Johnson	21.47	Nodaway	8.83	Shelby	X
Barton	46.84	Dade	X	Knox	X	Oregon	77.67	St. Charles	19.25
Bates	54.77	Dallas	47.52	Laclede	58.66	Osage	X	St. Clair	43.14
Benton	21.98	Daviess	33.58	Lafayette	35.86	Ozark	38.63	St. Francois	46.56
Bollinger	X	DeKalb	28.57	Lawrence	54.16	Pemiscot	71.54	St. Louis City	58.50
Boone	18.37	Dent	67.83	Lewis	17.68	Perry	35.43	St. Louis County	26.94
Buchanan	49.73	Douglas	54.97	Lincoln	40.43	Pettis	49.82	Ste. Genevieve	27.37
Butler	60.31	Dunklin	69.11	Linn	40.61	Phelps	36.14	Stoddard	60.38
Caldwell	23.65	Franklin	32.22	Livingston	43.27	Pike	26.16	Stone	30.64
Callaway	27.04	Gasconade	42.41	Macon	34.97	Platte	23.00	Sullivan	32.56
Camden	25.23	Gentry	X	Madison	54.13	Polk	26.25	Taney	37.49
Cape Girardeau	29.03	Greene	29.86	Maries	X	Pulaski	31.74	Texas	41.44
Carroll	X	Grundy	56.15	Marion	42.46	Putnam	X	Vernon	36.13
Carter	X	Harrison	48.89	McDonald	52.97	Ralls	X	Warren	35.71
Cass	27.31	Henry	44.72	Mercer	X	Randolph	31.73	Washington	61.11
Cedar	34.06	Hickory	X	Miller	46.85	Ray	36.94	Wayne	61.40
Chariton	X	Holt	X	Mississippi	90.65	Reynolds	X	Webster	41.08
Christian	27.07	Howard	X	Moniteau	48.12	Ripley	74.16	Worth	X
Clark	X	Howell	54.17	Monroe	X	Saline	43.53	Wright	56.34

2013

MISSOURI TEEN PREGNANCY RATE (PER 1,000 GIRLS), BY COUNTY, 2012

38.39
per 1,000 girls
**STATEWIDE TEEN
PREGNANCY RATE**

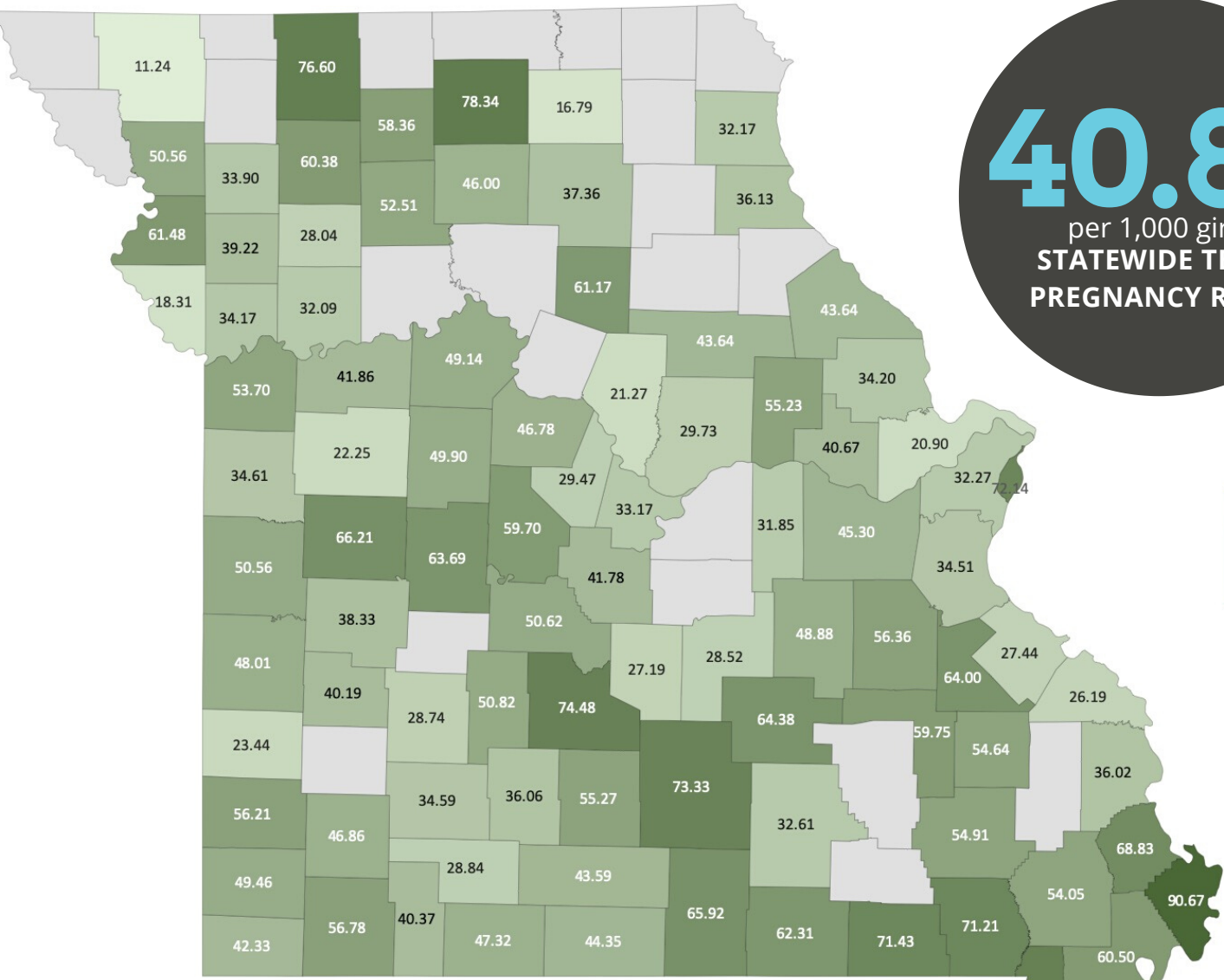


County	Rate	County	Rate	County	Rate	County	Rate	County	Rate
Adair	13.11	Clay	30.69	Iron	69.44	Montgomery	81.57	Schuyler	X
Andrew	28.96	Clinton	42.25	Jackson	56.93	Morgan	44.01	Scotland	X
Atchison	X	Cole	32.09	Jasper	55.59	New Madrid	58.72	Scott	57.48
Audrain	51.41	Cooper	23.72	Jefferson	31.89	Newton	41.62	Shannon	77.22
Barry	56.18	Crawford	46.13	Johnson	27.03	Nodaway	10.07	Shelby	X
Barton	37.41	Dade	X	Knox	X	Oregon	56.78	St. Charles	17.46
Bates	49.90	Dallas	38.46	Laclede	58.50	Osage	X	St. Clair	39.15
Benton	41.48	Daviess	49.06	Lafayette	43.73	Ozark	45.08	St. Francois	57.32
Bollinger	X	DeKalb	20.34	Lawrence	49.15	Pemiscot	93.90	St. Louis City	64.16
Boone	20.40	Dent	31.32	Lewis	27.92	Perry	29.13	St. Louis County	27.99
Buchanan	59.07	Douglas	38.96	Lincoln	38.11	Pettis	39.88	Ste. Genevieve	22.93
Butler	80.46	Dunklin	66.33	Linn	34.57	Phelps	41.56	Stoddard	41.05
Caldwell	32.15	Franklin	35.67	Livingston	50.36	Pike	48.02	Stone	41.26
Callaway	27.35	Gasconade	34.86	Macon	33.48	Platte	22.66	Sullivan	58.82
Camden	38.36	Gentry	X	Madison	51.91	Polk	27.89	Taney	49.48
Cape Girardeau	28.57	Greene	33.89	Maries	X	Pulaski	28.14	Texas	34.17
Carroll	X	Grundy	44.74	Marion	25.48	Putnam	X	Vernon	43.43
Carter	X	Harrison	66.08	McDonald	62.10	Ralls	X	Warren	22.45
Cass	32.49	Henry	64.46	Mercer	X	Randolph	44.42	Washington	58.09
Cedar	61.76	Hickory	X	Miller	46.45	Ray	47.75	Wayne	49.71
Chariton	X	Holt	X	Mississippi	82.64	Reynolds	X	Webster	40.20
Christian	28.50	Howard	X	Moniteau	50.31	Ripley	64.37	Worth	X
Clark	X	Howell	57.55	Monroe	X	Saline	49.58	Wright	63.83

2012

MISSOURI TEEN PREGNANCY RATE (PER 1,000 GIRLS), BY COUNTY, 2011

40.89
per 1,000 girls
**STATEWIDE TEEN
PREGNANCY RATE**

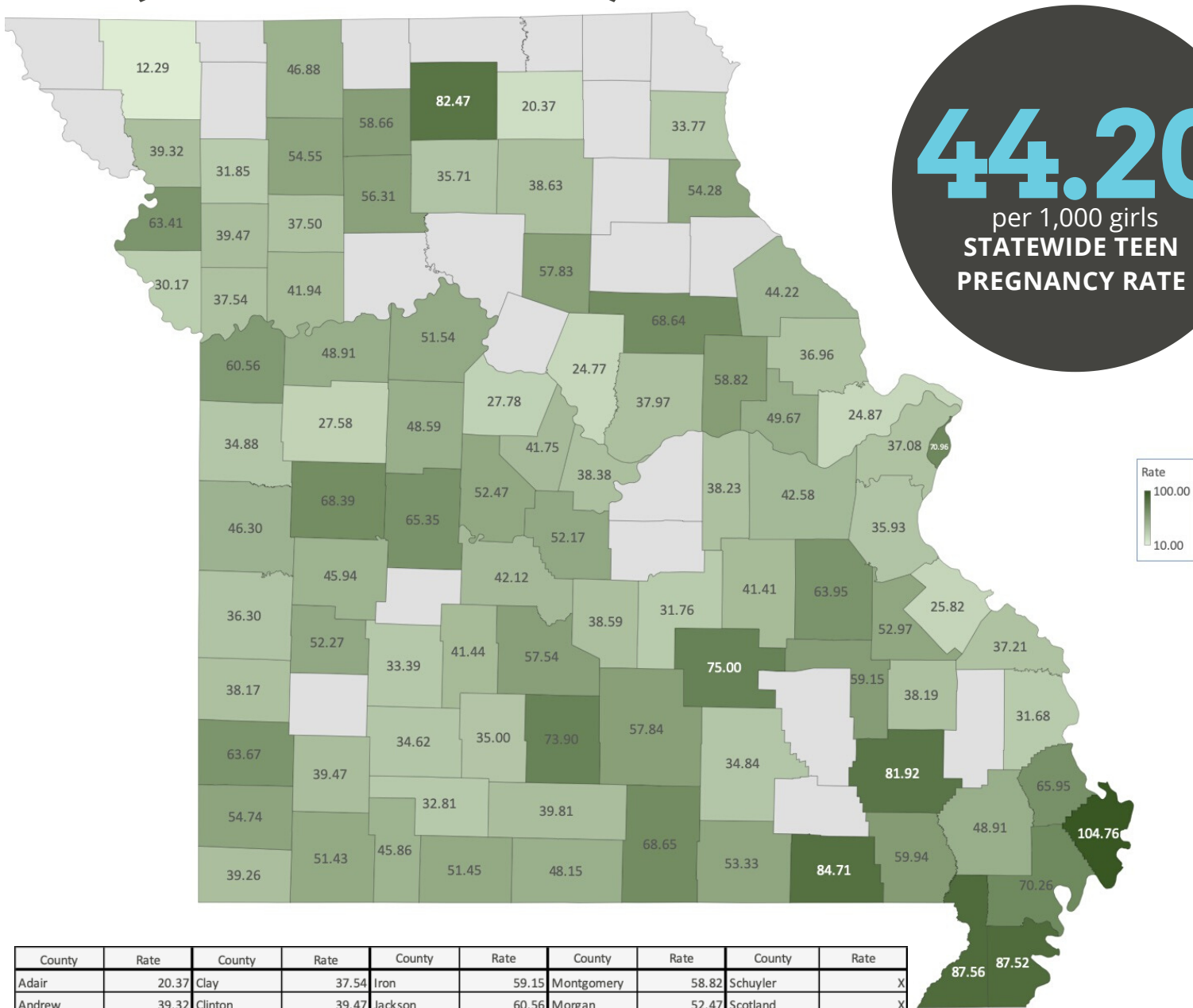


County	Rate	County	Rate	County	Rate	County	Rate	County	Rate
Adair	16.79	Clay	34.17	Iron	59.75	Montgomery	55.23	Schuyler	X
Andrew	50.56	Clinton	39.22	Jackson	53.70	Morgan	59.70	Scotland	X
Atchison	X	Cole	33.17	Jasper	56.21	New Madrid	60.50	Scott	68.83
Audrain	43.64	Cooper	46.78	Jefferson	34.51	Newton	49.46	Shannon	32.61
Barry	56.78	Crawford	48.88	Johnson	22.25	Nodaway	11.24	Shelby	X
Barton	23.44	Dade	X	Knox	X	Oregon	62.31	St. Charles	20.90
Bates	50.56	Dallas	50.82	Laclede	74.48	Osage	X	St. Clair	38.33
Benton	63.69	Daviess	60.38	Lafayette	41.86	Ozark	44.35	St. Francois	64.00
Bollinger	X	DeKalb	33.90	Lawrence	46.86	Pemiscot	77.73	St. Louis City	72.14
Boone	21.27	Dent	64.38	Lewis	32.17	Perry	26.19	St. Louis County	32.27
Buchanan	61.48	Douglas	43.59	Lincoln	34.20	Pettis	49.90	Ste. Genevieve	27.44
Butler	71.21	Dunklin	75.27	Linn	46.00	Phelps	28.52	Stoddard	54.05
Caldwell	28.04	Franklin	45.30	Livingston	52.51	Pike	43.64	Stone	40.37
Callaway	29.73	Gasconade	31.85	Macon	37.36	Platte	18.31	Sullivan	78.34
Camden	50.62	Gentry	X	Madison	54.64	Polk	28.74	Taney	47.32
Cape Girardeau	36.02	Greene	34.59	Maries	X	Pulaski	27.19	Texas	73.33
Carroll	X	Grundy	58.36	Marion	36.13	Putnam	X	Vernon	48.01
Carter	X	Harrison	76.60	McDonald	42.33	Ralls	X	Warren	40.67
Cass	34.61	Henry	66.21	Mercer	X	Randolph	61.17	Washington	56.36
Cedar	40.19	Hickory	X	Miller	41.78	Ray	32.09	Wayne	54.91
Chariton	X	Holt	X	Mississippi	90.67	Reynolds	X	Webster	36.06
Christian	28.84	Howard	X	Moniteau	29.47	Ripley	71.43	Worth	X
Clark	X	Howell	65.92	Monroe	X	Saline	49.14	Wright	55.27

2011

MISSOURI TEEN PREGNANCY RATE (PER 1,000 GIRLS), BY COUNTY, 2010

44.20
per 1,000 girls
**STATEWIDE TEEN
PREGNANCY RATE**



County	Rate	County	Rate	County	Rate	County	Rate	County	Rate
Adair	20.37	Clay	37.54	Iron	59.15	Montgomery	58.82	Schuyler	X
Andrew	39.32	Clinton	39.47	Jackson	60.56	Morgan	52.47	Scotland	X
Atchison	X	Cole	38.38	Jasper	63.67	New Madrid	70.26	Scott	65.95
Audrain	68.64	Cooper	27.78	Jefferson	35.93	Newton	54.74	Shannon	34.84
Barry	51.43	Crawford	41.41	Johnson	27.58	Nodaway	12.29	Shelby	X
Barton	38.17	Dade	X	Knox	X	Oregon	53.33	St. Charles	24.87
Bates	46.30	Dallas	41.44	Laclede	57.54	Osage	X	St. Clair	45.94
Benton	65.35	Daviess	54.55	Lafayette	48.91	Ozark	48.15	St. Francois	52.97
Bollinger	X	DeKalb	31.85	Lawrence	39.47	Pemiscot	87.52	St. Louis City	70.96
Boone	24.77	Dent	75.00	Lewis	33.77	Perry	37.21	St. Louis County	37.08
Buchanan	63.41	Douglas	39.81	Lincoln	36.96	Pettis	48.59	Ste. Genevieve	25.82
Butler	59.94	Dunklin	87.56	Linn	35.71	Phelps	31.76	Stoddard	48.91
Caldwell	37.50	Franklin	42.58	Livingston	56.31	Pike	44.22	Stone	45.86
Callaway	37.97	Gasconade	38.23	Macon	38.63	Platte	30.17	Sullivan	82.47
Camden	42.12	Gentry	X	Madison	38.19	Polk	33.39	Taney	51.45
Cape Girardeau	31.68	Greene	34.62	Maries	X	Pulaski	38.59	Texas	57.84
Carroll	X	Grundy	58.66	Marion	54.28	Putnam	X	Vernon	36.30
Carter	X	Harrison	46.88	McDonald	39.26	Ralls	X	Warren	49.67
Cass	34.88	Henry	68.39	Mercer	X	Randolph	57.83	Washington	63.95
Cedar	52.27	Hickory	X	Miller	52.17	Ray	41.94	Wayne	81.92
Chariton	X	Holt	X	Mississippi	104.76	Reynolds	X	Webster	35.00
Christian	32.81	Howard	X	Moniteau	41.75	Ripley	84.71	Worth	X
Clark	X	Howell	68.65	Monroe	X	Saline	51.54	Wright	73.90

2010

DEFINITIONS AND SOURCES

All data in this report is from the Missouri Department of Health and Senior Services' **Missouri Information for Community Assessment** (MICA). All data presented are from the Fertility & Pregnancy Rate MICA. MICA is a data portal that allows users to sort community health data by many metrics, including year, race, ethnicity.

MICA defines **pregnancy rate** as known resident pregnancies (i.e. live births plus fetal deaths plus abortions) and the rate this number is per 1,000 females ages 15-44 using the corresponding population estimates. Missouri cooperates with other states in the exchange of birth and fetal death records. Therefore, data concerning births and fetal deaths for Missouri residents include virtually all Missouri resident births and fetal deaths regardless of where the event took place.

Citation: Missouri Department of Health and Human Services. (2019). Fertility and Pregnancy Rate [Data file]. Retrieved from <https://healthapps.dhss.mo.gov/MoPhims/QueryBuilder?qbc=FM&q=1&m=1>



Teen Pregnancy &
Prevention *Partnership*